

Project Overview & Status Update

MILWAUKEE AIRPORT

Analysis Ongoing - Subject to Change

Proposed Hiawatha West

Extends 2 Chicago-Milwaukee *Hiawatha Service* trains west to Waukesha, Jefferson, and Dane counties

One-seat direct service between Wisconsin stations and Chicago

Utilizes existing railroad infrastructure

Temporary platforms for a startup service, permanent stations in later phases

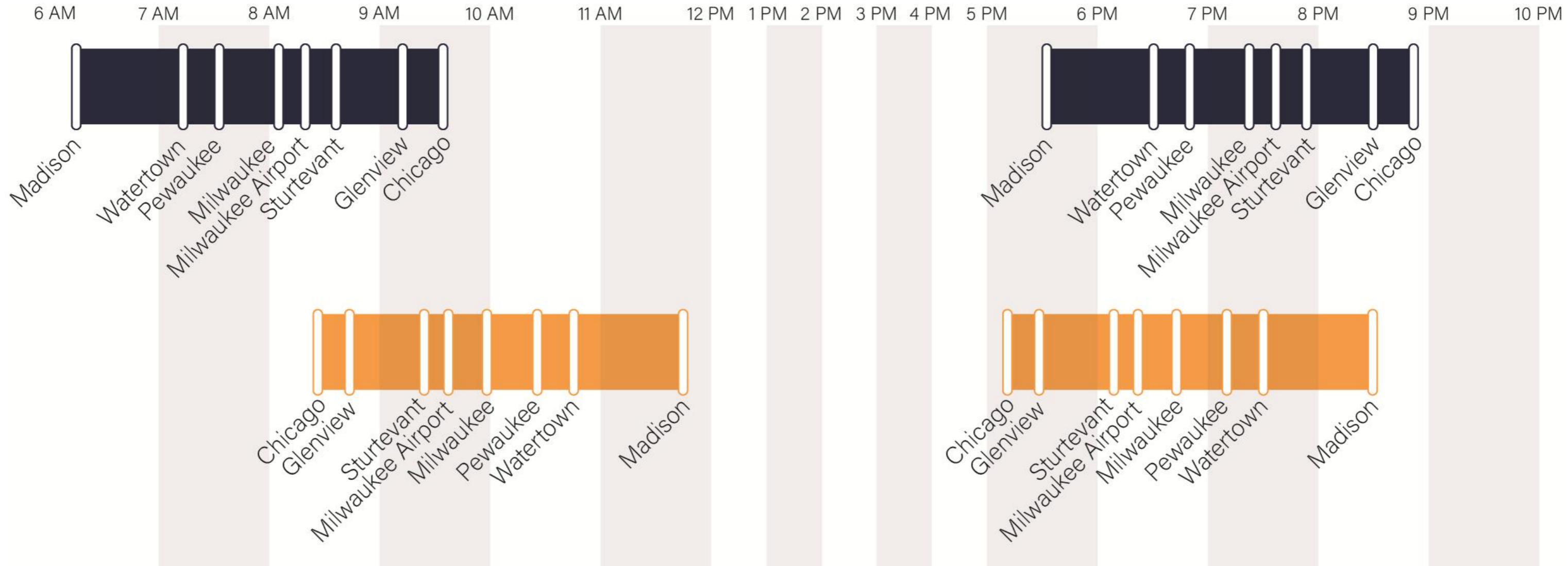
Different from previous efforts on corridor

- *Hiawatha West* is a conventional speed service NOT high-speed rail
- Upgrades to existing infrastructure supporting passenger and freight trains
- Fewer capital projects needed
- Lower operating costs



Initial Draft Conceptual Schedule

Based on initial infrastructure evaluation, will be refined as project advances



Analysis Ongoing - Subject to Change



Key Service Facts: Wauwatosa

4 additional trains per day on CPKC main line (2 each direction)

- ~7:45 AM and ~10:10 AM
- ~6:55 PM and ~7:05 PM

Similar speed pattern as current Empire Builder and Borealis

- Up to 79 MPH outside of municipality
- 35-55 MPH in denser areas
- 4 Amtrak trains operate at this speed today

Crossings to be re-timed for additional service

Temporary Station Overview

Summary



- Temporary platforms sufficient for day-to-day operations
- Implemented to start service while more permanent stations are developed

Design Elements




- Stations will be ADA accessible
- Parking, lighting, ADA ramps, signage

Subsequent phases



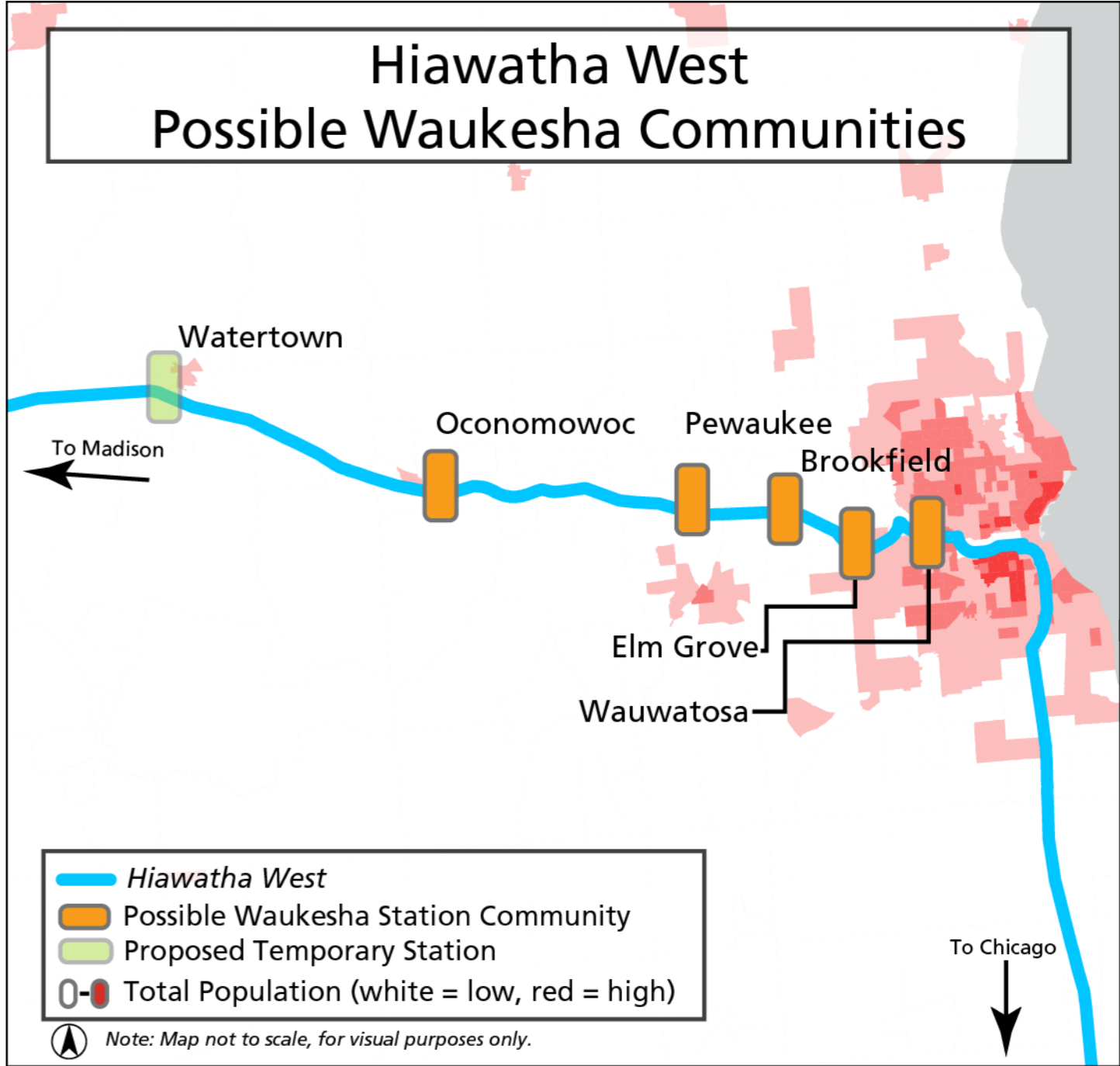
- Permanent platforms with building/shelter
- May be at same or different location



Potential Milwaukee/Waukesha Station Communities

Community	Opportunities	Challenges
Wauwatosa	High population density	Proximity to Milwaukee
Elm Grove	Located near Waukesha County population hubs	Proximity to Milwaukee & existing infrastructure
Brookfield	Central location within Waukesha County	Railroad operation requirements and limited space for parking
Pewaukee	Proximity to population hubs and spacing relative to Watertown/Madison/Milwaukee	Site may have engineering challenges
Oconomowoc	Growing community location options in downtown core	Proximity to Waukesha County population hubs

NOTE: Borealis and Empire Builder pass through these communities today



Analysis Ongoing - Subject to Change