

MOUNTING STYLES | SELECT THE MOUNTING SYTLE YOUR PROJECT WILL USE



UNIT-ATTACHED




POST-MOUNTED



SCREENING SYSTEMS | SELECT THE SCREENING SYSTEM YOUR PROJECT WILL USE



SINGLE UNIT



CUSTOM PANELS



STACKED SYSTEM



NESTED UNITS



SCREENING SYSTEM & STYLE SELECTIONS

Please mark your final selections for system type, panel style, panel style, trim, and colors. **Note:** Selection of a custom option or changing your selection after initial quote may have extended lead times and addition cost.

PANEL STYLES | SELECT THE PANEL STYLE YOUR PROJECT WILL USE



LOUVER



HORIZONTAL RIB




7.2 RIB




FLAT PAN



BATTEN



VERTICAL RIB



BRICK




CUSTOM



PANEL COLOR OPTIONS | SELECT THE PANEL COLOR PROJECT WILL USE


Standard colors are shown here. Need a custom color? Provide a Sherwin Williams, RAL, PMS or a physical paint sample and we can color match.




ALABASTER



ELECTRIC BLACK




SLATE BLUE




FOREST GREEN




SHADOW GRAY



SLATE GRAY




DARK BRONZE




OYSTER



PUTTY



TERRACOTTA



MANSARD BROWN



CUSTOM COLOR

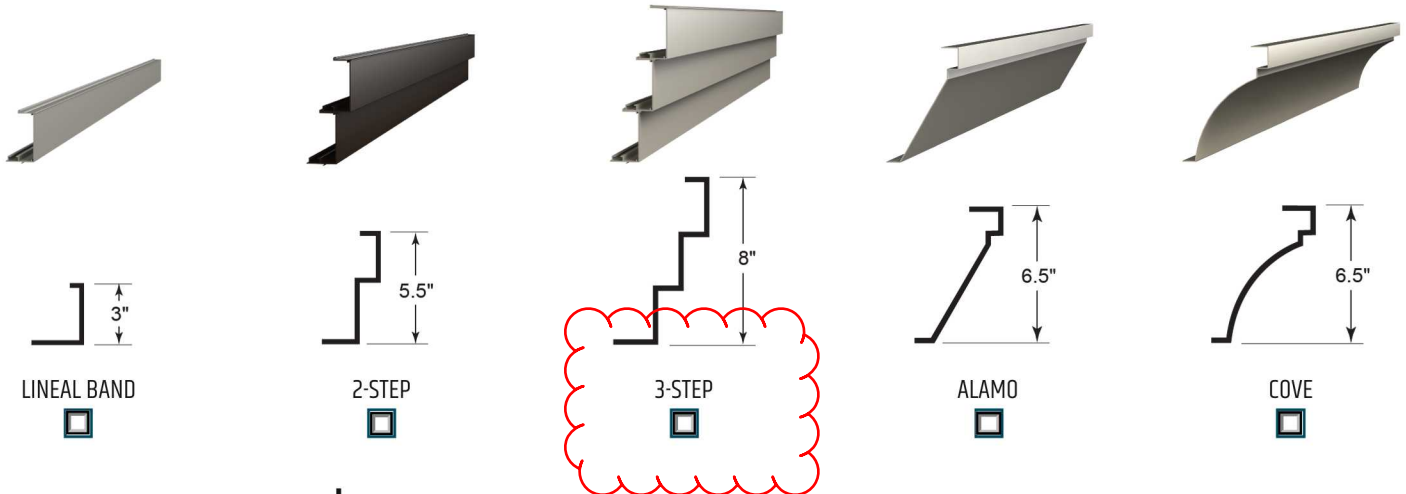


SCREENING SYSTEM & STYLE SELECTIONS

Please mark your final selections for system type, panel style, trim, and colors. *Note: Selection of a custom option or changing your selection after initial quote may have extended lead times and addition cost.*

TRIM STYLES | SELECT THE TRIM STYLE YOUR PROJECT WILL USE

*Trim is optional and prices vary by style. If you wish to have no trim mark: No Trim. ☐



TRIM COLOR OPTIONS | SELECT THE TRIM COLOR PROJECT WILL USE

Standard colors are shown here. Need a custom color? Provide a Sherwin Williams, RAL, PMS or a physical paint sample and we can color match.



SIGNATURE: _____ DATE: _____